

SimulationGUIDebug

Brian Jacobs, Kip Nicol, Logan Rockmore

January 2009

SimPy Version: 2.0

1 SimulationGUIDebug Overview

The SimulationGUIDebug SimPy package is a tool that lets users debug SimPy programs visually. The package can be used as either a standalone debugger, or as a supplement to existing debuggers such as Python's internal debugger, PDB. The package contains a number of user APIs that can be used to create windows for different objects within SimPy programs. The package contains a few specialized windows: *EventListWindow*, *ProcessWindows*, and *ResourceWindows* each which contain important default information. User defined hooks which return a **str** type, can be used to print out data in these windows.

2 System Requirements

SimPy 2.0

3 User Instructions

3.1 Setup

3.1.1 Registering Windows

In order for SimulationGUIDebug to create windows for your SimPy objects you must first register them. SimulationGUIDebug gives you the option to register any object or *SimPy.Process* subclasses. SimulationGUIDebug will create specialized windows for both the *SimPy.Process* and *SimPy.Resource* instances when they are passed to **register()**. If a *SimPy.Process* subclass is passed to **register()** then SimulationGUIDebug will create *ProcessWindows* for each instance of the class automatically once the instance is activated. The **register()** function also lets the user pass in an optional *hook* function (which returns a string) to print user defined text on the window. The **register()** function also lets the user pass in an optional *name* parameter to specify the title of the window.

register

- **Call:** *register(obj[,hook,name])*
- **Parameters:** *obj*: any object or *SimPy.Process* subclass class. *hook*: a function that returns a string. *name* a string to be used as the window title.

- **Return Value:** None

3.1.2 Specifying A Window Title

It is recommended that you give names to your Resources and Processes. SimulationGUIDebug uses the name stored in the *name* variable inside the Resource and Process classes to create the titles for the windows. The default names for a Resource is *a_resource* and the name for a Process is *a_process*. To name a process, type:

```
Process.__init__(self, name="CarArrivals")
```

where CarArrivals is the name of the Process. The same can be done with a Resource.

3.1.3 Setting Run Mode

SimulationGUIDebugger runs in two modes. The first mode uses SimulationGUIDebugger's own user prompt and steps through your simulation using SimulationGUIDebugger's own method. The drawback to this is that you can't run another debugger in parallel. If you wish to use another debugger, you need to set the run mode to **NO_STEP**. To do this, enter the following line of code to your simulation:

```
SimulationGUIDebug.setRunMode(NO_STEP)
```

This will only create the windows when you run the simulation and updates them after every event. This allows you to use another debugger and still use SimulationGUIDebugger's windows.

setRunMode

- **Call:** *setRunMode(runMode)*
- **Parameters:** *runMode*: SimulationGUIDebug.STEP, SimulationGUIDebug.NO_STEP
- **Return Value:** None

3.1.4 initialize() and simulate()

The methods of using *initialize()* and *simulate()* have not changed from their use in SimPy.

3.2 Execution/Operation

To start debugging, simply run your simulation as you normally would. SimulationGUIDebugger will take over from here and start by displaying the following menu:

```
[c] Continue simulation
[s] Step to next event
[b #] Add new breakpoint
[q] Quit debugger
```

Typing `c` will continue simulation will run your simulation until the next breakpoint or if there are no more breakpoints, it will finish your simulation. `S` will run the simulation until the next event and stop; updating all windows in the process. Adding a breakpoint will add a breakpoint at a given simulated time instead of line number like most debuggers. Once a breakpoint is reached, the debugger will stop the simulation at the next event after the breakpoint. Quitting the debugger will end the simulation and close all related windows.

4 Understanding The GUI

4.1 EventWindow Class

The EventWindow Class is used to create objects that control event windows. The window contains a table with the current event list data, the current time *now*.

The window's table has three columns: *Time* and *Process*. The *Time* column contains the time at which the corresponding event is scheduled to arrive. The *Process* column contains the name of the process that is scheduled at its corresponding time. The *Next Line* column contains the line number for the next line (in code) that the corresponding process will execute.

If the scheduled event time for the top process is equal to the current time the symbol `>>` will be placed to the left of that process indicating that this process is currently running.

The window's top status bar contains the current simulation time and is read: **Current Time:** `<time>`.

Current Time: 2.4			
	Time	Process	Next Line
>>	2.4	SuperBeing	12
	2.4	Man1	26
	3.6	SuperBeing	12
	4.2	Man0	32

Figure 1: Sample Event List Window

4.2 GenericWindow Class

The GenericWindow Class is used to create objects that control generic windows. The windows print a user defined hook method. It is subclassed by both the ProcessWindow, and the ResourceWindow.

4.3 ProcessWindow

The ProcessWindow Class is used to create objects that control process windows. The process window prints out the current status of the process: *Active* or *Passive*, the next scheduled event simulation time, interrupted status, whether the process is currently running, and a user defined hook.

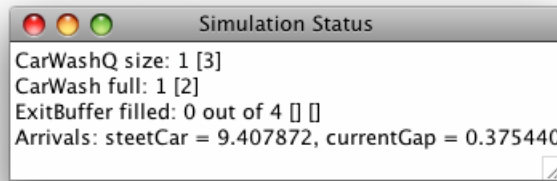


Figure 2: Sample Generic Window with hook

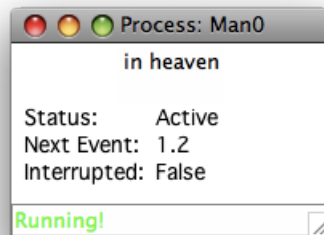


Figure 3: Sample Process Window

4.4 ResourceWindow Class

The ResourceWindow Class is used to create objects that control resource windows. Along with the user defined hook, the resource window contains two tables:

- **ActiveQ Table:** Lists the names of all processes that are currently actively using this resource.
- **WaitQ Table:** Lists the names of all processes that are currently queuing for this resource.

5 Example

The following code, **Example.py** gives an example as to how to use SimulationGUIDebug. Important lines are explained in more detail below.

```

1 # Example.py - Example for SimulationGUIDebug
2 from SimulationGUIDebug import * # import SimulationGUIDebug
3
4 # Creates man
5 class SuperBeing(Process):
6     def __init__(self,earth):
7         Process.__init__(self)
8         self.earth = earth
9
10     def Create(self):
11         while True:

```

Capacity: 1	
#	ActiveQ
1	Car3
#	WaitQ
1	Car4
2	Car5
3	Car6
4	Car7
5	Car8
6	Car9
7	Car10
8	Car11
9	Car12
10	Car13
11	Car14

Figure 4: Sample Resource Window

```

12         yield hold, self, 1.20
13         man = Man(self.earth)
14         activate(man, man.Walk())
15         register(man, man.Status) # register the man instance with hook
16
17 # Man waits for earth resource, then becomes, baby, adult, and leaves earth
18 class Man(Process):
19     ID = 0
20     def __init__(self, earth):
21         Process.__init__(self, name="Man%d"%Man.ID) # set name to ensure window title is set
22         self.earth = earth
23         self.status = "in heaven"
24         Man.ID += 1
25
26     def Walk(self):
27         self.status = "waiting for earth "
28         yield request, self, self.earth
29         self.status = "baby"
30         yield hold, self, 1
31         self.status = "adult"
32         yield hold, self, 2
33         self.status = "good bye earth"
34         yield release, self, self.earth
35
36     def Status(self):
37         return self.status
38
39 # set up
40 initialize()
41 register(SuperBeing, name="SuperBeing") # register SuperBeing class with name
42
43 Earth = Resource(2, name="Earth") # set name to ensure window title is set
44 register(Earth) # register Earth Resource
45
46 SB = SuperBeing(Earth)
47 activate(SB, SB.Create()) # when activated SB will be registered

```

```

48
49 # simulate
50 simulate(until=1000)

```

- **Line 2:** Import *SimulationGUIDebug* here.
- **Lines 21,43:** Here the *name* variable is set so that the registered windows may use it as the title.
- **Line 15:** Here the instance *man* is registered with the user hook as *man.Status* and window is created for the process.
- **Line 41:** Here the SuperBeing class (NOT an instance) is registered. So now whenever a SuperBeing instance is activated SimulationGUIDebug will automatically register it using the *name* parameter SuperBeing as the window's title.
- **Line 44:** Here the resource Earth is registered and a window is created for the resource.
- **Line 47:** Note that SB was not registered here. That is because its class was already registered on line 40. Once SB is activated, it will automatically be registered.

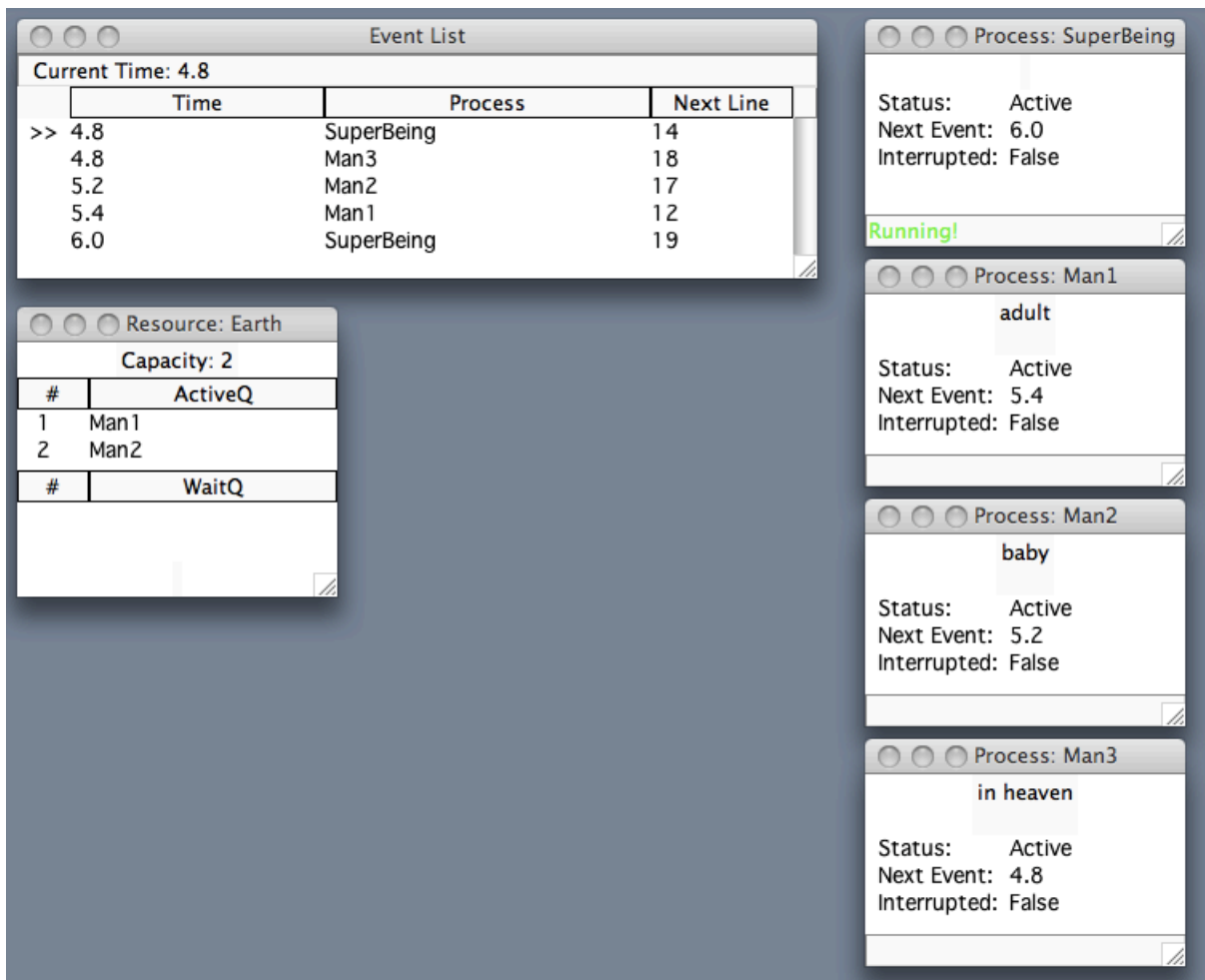


Figure 5: Example.py Preview

6 SimulationGUIDebug Backend

6.1 Backend Goal

When creating the Debugging backend, one of our primary goals was to make the interface for the user similar to other familiar debuggers and require as little change to the program as possible. In order to use the debugger, the program just needs to include SimulationGUIDebug, instead of SimPy, by using `from SimulationGUIDebug import *`. Otherwise, all function calls to our debugger are the same as they would be in SimPy. Also, the interactive command-line interface works very much like PDB or DDD does, with basic commands performing the debugging.

6.2 Backend Implementation

Our actual debugger works through SimPy's callback functionality. Instead of letting the user specify a callback function to SimPy, we use our own `callbackFunction()` function. Since SimPy calls this callback function after every event has fired, our `callbackFunction()` simply needs to see if there is a breakpoint specified for the event's time and, if so, perform our GUI updates. Since SimPy's callback functionality is blocking, so that the simulation is suspended while the callback function is executing, the simulation is truly stopping when a breakpoint is hit. Since we are using SimPy's callback function ourselves, we implement our own callback functionality to allow the user to still use this feature.

To get the interaction with the user, there is a function `promptUser()`, which uses Python's `raw_input()` function to get the commands from the user. The basic debugging functions exist: [s] to step to the next event in the simulation, [c] to continue to the next breakpoint, [b #] to add a breakpoint (tuples are allowed, in order to add multiple breakpoints), [q] to quit the simulation. We also save the last command that was issued, so entering no command will run the previously executed command, much like other debuggers.

In addition to our debugger, we wanted users to be able to utilize existing debuggers to work with their programs. In order to achieve this goal, we added a feature which allows the user to specify the run mode, via the function `setRunMode()`. The default value is `STEP`, which runs the debugger as expected. The alternate value is `NO_STEP`, which will not evaluate breakpoints at all, but continues to update the GUI. This way, a user can specify breakpoints and step through the program in an external debugger such as PDB, but still utilize our GUI for debugging purposes.

7 GUIDebug.py (GUI Implementation)

GUIDebug is the GUI package that SimulationGUIDebug uses to create its GUI. Users who wish to use SimulationGUIDebug do not to know the details of GUIDebug. The following information is useful for users who wish to expand the GUI capabilities of SimulationGUIDebug.

7.1 GUIController Class

7.1.1 Use

The GUIController is used to control all of the GUI windows that are currently open, and to create new windows. It currently contains methods to add a new `GenericWindow`, `ProcessWindow`, and `ResourceWindow`

as well as to update the GUI of all currently opened windows.

7.1.2 GUIController API

addNewWindow

- **Call:** *addNewWindow(self,obj,name,hook)*
- **Description:** Creates and adds a new GenericWindow object to the controller's window list.
- **Parameters:** *obj* is the object to be associated with the window. *hook* is a function that returns a string that will be printed to the window.
- **Return Value:** None

addNewProcess

- **Call:** *addNewProcess(self,obj,name,hook)*
- **Description:** Creates and adds a new ProcessWindow object to the controller's process window list.
- **Parameters:** *obj* is the object to be associated with the window. *hook* is a function that returns a string that will be printed to the window.
- **Return Value:** None

addNewResource

- **Call:** *addNewResource(self,obj,name,hook)*
- **Description:** Creates and adds a new ResourceWindow object to the controller's resource window list.
- **Parameters:** *obj* is the object to be associated with the window. *hook* is a function that returns a string that will be printed to the window.
- **Return Value:** None

updateAllWindows

- **Call:** *updateAllWindows(self)*
- **Description:** Calls *update()* for each window in the controller's window list. Then calls *organizeWindows()* to clean up and organize the current windows on the screen.
- **Parameters:** None
- **Return Value:** None

saveNextEvent

- **Call:** *saveNextEvent(self)*

- **Description:** Saves the next event that will be run in `self.nextEvent`.
- **Parameters:** None
- **Return Value:** None

removeWindow

- **Call:** `removeWindow(w)`
- **Description:** Removes all instances of `w` in GUIController's window lists.
- **Parameters:** `w`: GenericWindow to be removed from controller.
- **Return Value:** None

organizeWindows

- **Call:** `organizeWindows(self)`
- **Description:** Organizes the windows so that the event list window is in the top left corner of the screen, the process windows are to the right of the event list window, and the resource windows are below the event list window.
- **Parameters:** None
- **Return Value:** None

8 Source Code

8.1 SimulationGUIDebug.py

```

1 from SimPy.SimulationStep import *
2 from Tkinter import *
3 import SimPy.SimulationStep, GUIDebug
4
5 # global variables
6 _breakpoints = []
7 _until = 0
8 _callback = None
9 _lastCommandIssued = ""
10 _simStarted = False
11 _registeredClasses = []
12 _runMode = None
13
14 # run modes
15 STEP = 1
16 NO_STEP = 2
17
18 # register new object for windowing
19 def register(obj, hook=lambda : "", name=None):
20
21     global _registeredClasses
22
23     # if process subclass is given register it
24     if type(obj) == TypeType and issubclass(obj, Process):
25         _registeredClasses += [(obj, name, hook)]

```

```

26
27     # if instance of process is given register it
28     elif issubclass(type(obj), Process):
29         _guiCtrl.addNewProcess(obj,name,hook)
30
31     # if instance of Resource is given register it
32     elif issubclass(type(obj), Resource):
33         _guiCtrl.addNewResource(obj,name,hook)
34
35     # else create a generic window with hook
36     else:
37         _guiCtrl.addNewWindow(obj,name,hook)
38
39 # override activate to catch registered class instances
40 def activate(obj,process,at="undefined",delay="undefined",prior=False):
41
42     global _registeredClasses
43
44     SimPy.SimulationStep.activate(obj,process,at,delay,prior)
45
46     # if obj is instance of the class register it
47     for c,n,h in _registeredClasses:
48         if isinstance(obj, c):
49             _guiCtrl.addNewProcess(obj,n,h)
50
51 # add to breakpoints
52 def newBreakpoint(newBpt):
53
54     global _breakpoints
55     _breakpoints.append(newBpt)
56     _breakpoints.sort()
57
58 # set the current run mode of simulation
59 def setRunMode(runMode):
60
61     global _runMode
62     _runMode = runMode
63
64 # initialize the simulation and the GUI
65 def initialize():
66
67     SimPy.SimulationStep.initialize()
68
69     # create gui controller
70     global _guiCtrl
71     _guiCtrl = GUIDebug.GUIController()
72
73     # initialize run mode if not already set
74     global _runMode
75     if not _runMode:
76         _runMode = STEP
77
78 # simulation function
79 def simulate(callback=lambda :None, until=0):
80
81     global _runMode
82
83     # print usage
84     if( _runMode == STEP ):
85         print "Breakpoint Usage:"
86         print " [c] Continue simulation"
87         print " [s] Step to next event"
88         print " [b #] Add new breakpoint"
89         print
90         print " [q] Quit debugger"
91         print
92
93     # set global variables

```

```

94     global _until
95     _until = until
96
97     global _callback
98     _callback = callback
99
100    # initialize to step command
101    global _lastCommandIssued
102    _lastCommandIssued = "s"
103
104    # only prompt user if we are in STEP mode
105    if( _runMode == STEP): promptUser()
106
107    # quit if user entered 'q'
108    if( _lastCommandIssued == 'q'):
109        return
110
111    # begin simulation
112    global _simStarted
113    _simStarted = True
114    startStepping()
115    SimPy.SimulationStep.simulate(callback=callbackFunction,until=_until)
116
117    # check for breakpoints
118    def callbackFunction():
119
120        global _breakpoints,_runMode,_guiCtrl
121
122        # NO_STEP mode means we update windows and take no breaks
123        # this is used for compatibility with REAL debuggers
124        if( _runMode == NO_STEP ):
125            _guiCtrl.updateAllWindows()
126            return
127
128        if( 0 == len(_breakpoints) ):
129            return
130
131        # this is a breakpoint
132        if( now() >= _breakpoints[0] ):
133
134            # update gui
135            _guiCtrl.updateAllWindows()
136
137            # remove past times from breakpoints list
138            while( 0 != len(_breakpoints) and now() >= _breakpoints[0] ):
139                _breakpoints.pop(0)
140
141            # call user's callback function
142            global _callback
143            _callback()
144
145            promptUser()
146
147    # prompt user for next command
148    def promptUser():
149
150        global _simStarted
151
152        # set prompt text
153        prompt = ' (SimDB) > '
154
155    # pause for breakpoint
156    while( 1 ):
157        input = raw_input( prompt )
158
159        # take a look at the last command issued
160        global _lastCommandIssued
161

```

```

162         if 0 == len(input):
163             input = _lastCommandIssued
164
165         _lastCommandIssued = input
166
167         # continue
168         if( "c" == input ):
169             break
170
171         # step
172         elif( "s" == input ):
173             global _breakpoints
174             _breakpoints.insert(0,0)
175             break
176
177         # add breakpoint
178         elif( 0 == input.find("b")):
179             try:
180                 for i in eval( input[1:] + "," ):
181                     newBreakpoint( int(i) )
182             except SyntaxError:
183                 print "missing breakpoint values"
184
185         # quit
186         elif( "q" == input ):
187             SimPy.SimulationStep.stopSimulation()
188             return
189
190         else:
191             print " unknown command"

```

8.2 GUIDebug.py

```

1  from Tkinter import *
2  from SimPy.SimulationStep import now,Globals
3
4  # Creates and controls the GUI of the program
5  class GUIController(object):
6
7      def __init__(self):
8          self.root = Tk()
9          self.root.withdraw()
10
11         self.saveNextEvent()
12
13         self.eventWin = EventWindow(self)
14         self.wlist = []
15         self.plist = []
16         self.rlist = []
17
18         # Adds a new Window to the GUI
19         def addNewWindow(self,obj,name,hook):
20             self.wlist += [GenericWindow(obj,hook,self,name)]
21
22         # Adds a new Process to the GUI
23         def addNewProcess(self,obj,name,hook):
24             self.plist += [ProcessWindow(obj,hook,self,name)]
25
26         # Adds a new Resource to the GUI
27         def addNewResource(self,obj,name,hook):
28             self.rlist += [ResourceWindow(obj,hook,self,name)]
29
30         # Updates all the windows currently up
31         def updateAllWindows(self):
32
33             for w in self.wlist: w.update()

```

```

34         for p in self.plist: p.update()
35         for r in self.rlist: r.update()
36         if self.eventWin.window: self.eventWin.update()
37
38         self.organizeWindows()
39
40         self.saveNextEvent()
41
42         # removes all instances of window in lists
43         def removeWindow(self, w):
44             f = lambda win: win is not w
45             self.wlist = filter(f,self.wlist)
46             self.plist = filter(f,self.plist)
47             self.rlist = filter(f,self.rlist)
48
49         # save next event to be run
50         def saveNextEvent(self):
51
52
53             tempList=[]
54             tempList[:]=Globals.sim.e.timestamps
55             tempList.sort()
56
57             for ev in tempList:
58
59                 # return only event notices which are not cancelled
60                 if ev[3]: continue
61
62                 # save next event
63                 self.nextEvent = ev
64                 return
65
66             self.nextEvent = (None,None,None,None)
67
68         def organizeWindows(self):
69
70             # event window
71             eventWindowHeight = 0
72
73             # only organize event window only if it exists
74             if self.eventWin.window:
75                 eventWindowHeight = 40 + 20 * self.eventWin.table.size()
76                 self.eventWin.setWindowSize(500, eventWindowHeight ,20,40)
77
78             # generic windows
79             count = -1
80
81             for win in self.wlist:
82                 count += 1
83
84                 (w,h,x,y) = win.getWindowSize()
85                 win.setWindowSize(w, h, 20, 40 + eventWindowHeight + 40 )
86
87                 eventWindowHeight += h + 40
88
89             # process windows
90             xCount = -1
91             yCount = 0
92
93             for p in self.plist:
94                 xCount += 1
95
96                 yCoord = 40 + 150 * xCount
97                 xCoord = 550 + 210 * yCount
98
99                 p.setWindowSize(200,120, xCoord, yCoord )
100
101                 if yCoord >= 600:

```

```

102             xCount = -1
103             yCount += 1
104
105         # resource windows
106         count = -1
107         for r in self.rlist:
108             count += 1
109
110             windowHeight = 0
111             windowHeight += 20 # capacity title
112             windowHeight += 105 # empty table sizes
113
114             windowHeight += (r.activeT.size() + r.waitT.size()) * 17 # add size for each row
115
116             r.setWindowSize(200, windowHeight , 20 + 220 * count , 40 + eventWindowHeight + 40)
117
118
119
120 # Creates a basic window that shows a user made hook.
121 class GenericWindow(object):
122
123     def __init__(self, obj, hook, guiCtrl, title=None):
124         self.window = Toplevel()
125         self.window.protocol("WM_DELETE_WINDOW", self._destroyWindow)
126         self.obj = obj
127         self.hook = hook
128         self.guiCtrl = guiCtrl
129         if not title:
130             self.title = "%s%s" % (type(obj),id(obj))
131         else:
132             self.title = title
133         self.initGUI()
134
135
136     def setWindowSize(self,w,h,x,y):
137         newG = "%dx%d+%d+%d" % (w,h,x,y)
138         self.window.geometry(newG)
139
140     def setWindowOrigin(self,x,y):
141         (w,h,xx,yy) = self.getWindowSize()
142         newG = "%dx%d+%d+%d" % (w,h,x,y)
143         self.window.geometry(newG)
144
145     def getWindowSize(self):
146         g = self.window.geometry()
147         return [int(i) for i in g.replace('+','x').split('x')]
148
149     def _destroyWindow(self):
150         self.window.destroy()
151         self.window = None
152         self.guiCtrl.removeWindow(self)
153
154     # Creates the window
155     def initGUI(self):
156         self.window.title(self.title)
157         txt = self.hook()
158         if txt != "": txt += '\n'
159         self.hookTxt = Label(self.window,text=txt,justify=LEFT)
160         self.hookTxt.pack()
161
162     # Updates the window
163     def update(self):
164         txt = self.hook()
165         if txt != "": txt += '\n'
166         self.hookTxt["text"] = txt
167
168 # Class that creates the event window for the simulation that
169 # displays the time and event.

```

```

170 class EventWindow(GenericWindow):
171
172     def __init__(self, guiCtrl):
173         self.window = Toplevel()
174         self.window.protocol("WM_DELETE_WINDOW", self._destroyWindow)
175         self.guiCtrl = guiCtrl
176         self.initGUI()
177
178     # Creates the initial window using a two column window with a
179     # status bar on the bottom
180     def initGUI(self):
181         self.window.title("Event List")
182         # Creates the table
183         self.table = MultiListbox(self.window, ((' ', 1), ('Time', 15),
184                                             ('Process', 20), ('Next Line', 5)))
185         # Adds the status bar to display the current simulation time
186         self.status = StatusBar(self.window)
187         self.status.pack(side=TOP, fill=X)
188
189         self.update()
190
191     # Updates the window
192     def update(self):
193         self.updateETable()
194         self.updateStatus()
195
196     # Updates the status bar
197     def updateStatus(self):
198         self.status.set(" Current Time: %s", now())
199
200     # Updates the table
201     def updateETable(self):
202
203         self.table.delete(0, self.table.size())
204
205         tempList=[]
206
207         tempList.sort()
208         tempList[:] = Globals.sim._e.timestamps
209         ev = self.guiCtrl.nextEvent
210
211         nextLine = 0
212         if( ev[2] ):
213             if( ev[2]._nextpoint ):
214                 nextLine = ev[2]._nextpoint.gi_frame.f_lineno
215
216         if ev[0]:
217             self.table.insert(END, (' >>',
218                                   str(ev[0]), ev[2].name, nextLine ))
219
220         count = -1
221         for ev in tempList:
222
223             # return only event notices which are not cancelled
224             if ev[3]: continue
225
226             count += 1
227
228             currentEvent = ''
229             #if count == 0 and now() == ev[0]:
230             #    currentEvent = ' >>'
231
232             nextLine = 0
233             if( ev[2] ):
234                 if( ev[2]._nextpoint ):
235                     nextLine = ev[2]._nextpoint.gi_frame.f_lineno
236
237             self.table.insert(END, (currentEvent,

```

```

238                 str(ev[0]), ev[2].name, nextLine ))
239
240         self.table.pack(expand=YES,fill=BOTH)
241
242     # Creates a Process Window that shows the status, Next Event time,
243     # if the Process is currently interrupted, and an optional user hook.
244     class ProcessWindow(GenericWindow):
245
246         def __init__(self, obj, hook, guiCtrl, name):
247             self.proc = obj
248             if name:
249                 obj.name = name
250                 GenericWindow.__init__(self, obj, hook, guiCtrl, "Process: %s" % obj.name)
251
252         # Initializes the window
253         def initGUI(self):
254
255             # Creates the table
256             self.table = MultiListbox(self.window, ((None,10), (None,15)))
257             self.status = StatusBar(self.window)
258             self.status.pack(side=BOTTOM, fill=X)
259
260             GenericWindow.initGUI(self)
261             self.setWindowSize(0,0,-1000,-1000)
262
263             self.update()
264
265         # Updates the window
266         def update(self):
267
268             # If the process has been terminated close the window
269             if self.proc.terminated():
270                 self._destroyWindow()
271                 return
272
273             if self.isRunning():
274                 self.status.label["text"] = "Running!"
275                 self.status.label["fg"] = "green"
276             else:
277                 self.status.label["text"] = ""
278                 self.status.label["fg"] = "white"
279
280             self.table.delete(0,self.table.size())
281
282             if self.proc.active() == False:
283                 status = "Passive"
284             else:
285                 status = "Active"
286
287             if self.proc._nextTime:
288                 nextEvent = self.proc._nextTime
289             else:
290                 nextEvent = ""
291
292             if self.proc.interrupted() == True:
293                 interrupted = "True"
294             else:
295                 interrupted = "False"
296
297             self.table.insert(END,("  Status:", status))
298             self.table.insert(END,("  Next Event:", nextEvent))
299             self.table.insert(END,("  Interrupted:", interrupted ))
300
301             self.table.pack(expand=YES,fill=BOTH)
302
303             GenericWindow.update(self)
304
305         def isRunning(self):

```



```

306         return self.guiCtrl.nextEvent[2] is self.proc
307
308 # Creates a Resource Window that displays the capacity, waitQ,
309 # activeQ and an optional user hook
310 class ResourceWindow(GenericWindow):
311
312     def __init__(self, obj, hook, guiCtrl, name):
313         self.resource = obj
314         if name:
315             obj.name = name
316             GenericWindow.__init__(self, obj, hook, guiCtrl, "Resource: %s" % obj.name)
317
318 # Initializes the window with the two tables for the waitQ and activeQ
319 def initGUI(self):
320     Label(self.window, text="Capacity: %d" % self.resource.capacity).pack()
321
322     self.activeT = MultiListbox(self.window, ((' #', 5), ('ActiveQ', 20)))
323     self.waitT = MultiListbox(self.window, ((' #', 5), ('WaitQ', 20)))
324     self.updateQTables()
325
326     GenericWindow.initGUI(self)
327     self.setWindowSize(0, 0, -1000, -1000)
328
329 # Updates the window
330 def update(self):
331     GenericWindow.update(self)
332     self.updateQTables()
333
334 # Updates the waitQ and activeQ tables
335 def updateQTables(self):
336     self.activeT.delete(0, END)
337     self.waitT.delete(0, END)
338     # Update the activeQ
339     for i in range(len(self.resource.activeQ)):
340         col1 = '%d' % (i+1)
341         col2 = self.resource.activeQ[i].name
342         self.activeT.insert(END, (" " + col1, col2))
343     # Update the waitQ
344     for i in range(len(self.resource.waitQ)):
345         col1 = '%d' % (i+1)
346         col2 = self.resource.waitQ[i].name
347         self.waitT.insert(END, (" " + col1, col2))
348
349     self.activeT.pack(expand=YES, fill=BOTH)
350     self.waitT.pack(expand=YES, fill=BOTH)
351     self.window.update()
352
353 # A class that creates a multilistbox with a scrollbar
354 class MultiListbox(Frame):
355     def __init__(self, master, lists):
356         Frame.__init__(self, master)
357         self.lists = []
358         for l, w in lists:
359             frame = Frame(self); frame.pack(side=LEFT, expand=YES, fill=BOTH)
360
361             if l is None:
362                 None
363             elif l is '':
364                 Label(frame, text='', borderwidth=1, relief=FLAT).pack(fill=X)
365             else:
366                 Label(frame, text=l, borderwidth=1, relief=SOLID).pack(fill=X)
367
368             lb = Listbox(frame, width=w, height=0, borderwidth=0, selectborderwidth=0,
369                         relief=FLAT, exportselection=FALSE)
370             lb.pack(expand=YES, fill=BOTH)
371             self.lists.append(lb)
372         frame = Frame(self); frame.pack(side=LEFT, fill=Y)
373         Label(frame, borderwidth=1, relief=RAISED).pack(fill=X)

```

```

374         sb = Scrollbar(frame, orient=VERTICAL, command=self._scroll)
375         sb.pack(expand=YES, fill=Y)
376         self.lists[0]['yscrollcommand']=sb.set
377
378     def _select(self, y):
379         row = self.lists[0].nearest(y)
380         self.selection_clear(0, END)
381         self.selection_set(row)
382         return 'break'
383
384     def _button2(self, x, y):
385         for l in self.lists: l.scan_mark(x, y)
386         return 'break'
387
388     def _b2motion(self, x, y):
389         for l in self.lists: l.scan_dragto(x, y)
390         return 'break'
391
392     def _scroll(self, *args):
393         for l in self.lists:
394             apply(l.yview, args)
395
396     def curselection(self):
397         return self.lists[0].curselection()
398
399     def delete(self, first, last=None):
400         for l in self.lists:
401             l.delete(first, last)
402
403     def get(self, first, last=None):
404         result = []
405         for l in self.lists:
406             result.append(l.get(first, last))
407         if last: return apply(map, [None] + result)
408         return result
409
410     def index(self, index):
411         self.lists[0].index(index)
412
413     def insert(self, index, *elements):
414         for e in elements:
415             i = 0
416             for l in self.lists:
417                 l.insert(index, e[i])
418                 i = i + 1
419
420     def size(self):
421         return self.lists[0].size()
422
423     def see(self, index):
424         for l in self.lists:
425             l.see(index)
426
427     def selection_anchor(self, index):
428         for l in self.lists:
429             l.selection_anchor(index)
430
431     def selection_clear(self, first, last=None):
432         for l in self.lists:
433             l.selection_clear(first, last)
434
435     def selection_includes(self, index):
436         return self.lists[0].selection_includes(index)
437
438     def selection_set(self, first, last=None):
439         for l in self.lists:
440             l.selection_set(first, last)
441

```

```
442 # Creates a statusbar
443 class StatusBar(Frame):
444
445     def __init__(self, master):
446         Frame.__init__(self, master)
447         self.label = Label(self, bd=1, relief=SUNKEN, anchor=W)
448         self.label.pack(fill=X)
449
450     def set(self, format, *args):
451         self.label.config(text=format % args)
452         self.label.update_idletasks()
453
454     def clear(self):
455         self.label.config(text="")
456         self.label.update_idletasks()
```